



Recipe Manager Application Function Block

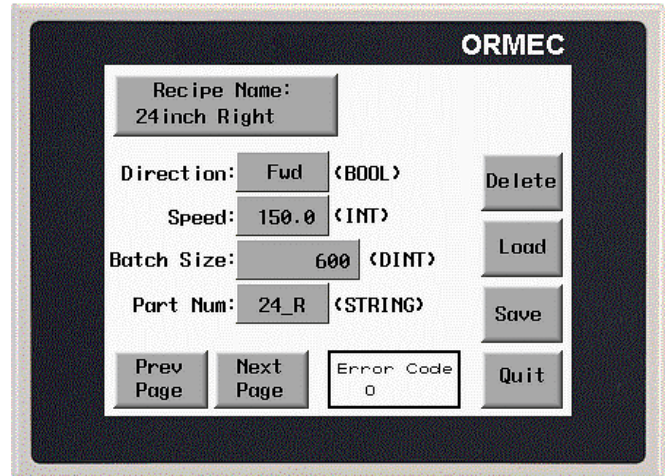
Software tools to implement Recipe Management within applications

Many motion control applications have a number of parameters whose values may be changed to process a variety of different products. The Recipe Manager function block simplifies the programming required to store, retrieve and edit and these parameters on the flash hard drive within the SMLC.

It allows you to view lists of available “recipes” on your HMI along with information such as the date the recipe was created and the date it was last modified.

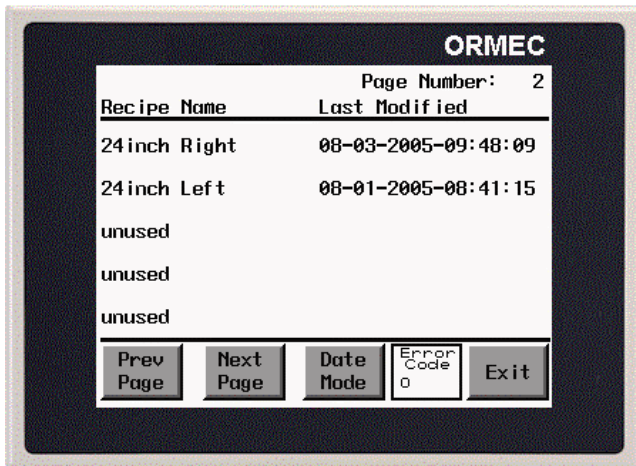
The number and types of parameters that make up a recipe is completely flexible allowing you to set it up for your specific needs.

The function block allows your program to restrict the ability to create, modify or delete recipes.



Example Recipe Data Screen

be uploaded from the SMLC to a host computer using FTP for backup. Unlike systems that store the data in the HMI unit. Your data is not lost should the HMI (often vulnerable to physical damage) fail.



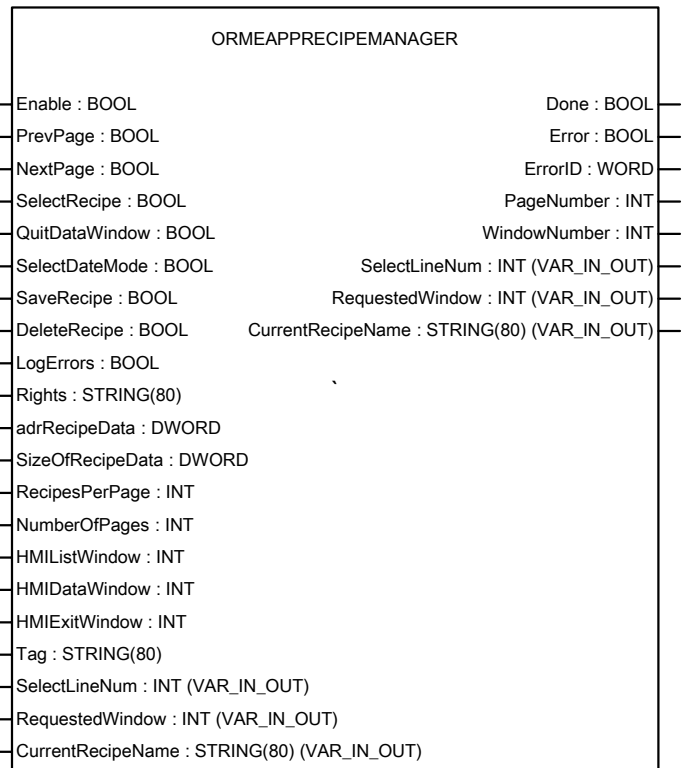
Example Recipe List Screen

You can use any HMI data entry/display unit supported by the SMLC. Example HMI configurations for several of ORMEC’s MMI series operator interface units are included with the function block. You may modify these examples for any of the units supplied by ORMEC and many others; including those based on OPC server technology.

The function block allows you to set how many recipes will appear on each page and the maximum number of pages. Together, these set the maximum number of recipes your program can have.

You can define how many data items make up each recipe and these data items can be any combination of Boolean, integer, double integer, real (floating point) and string type data. If necessary, your recipe data can span multiple HMI screens.

The recipes are stored on the SMLC’s Flash Hard Drive providing true non-volatile data retention. Recipe data may



OrmAppRecipeManger Function Block